


# 1 Exercises

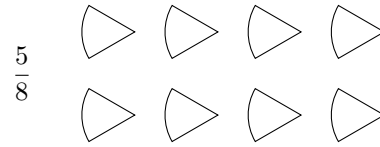
## 1.1 Exercise

Shade the diagram to represent the fraction.

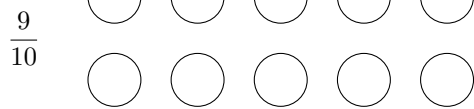
1.



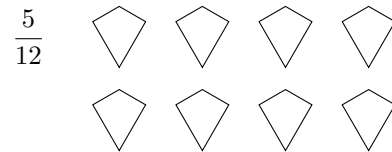
2.




3.




4.




5.




6.




7.



8.



9.




## 2 Answers

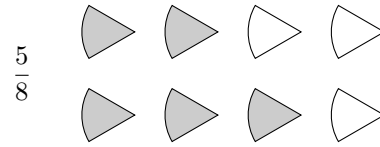
### 2.1 Exercise

Shade the diagram to represent the fraction.

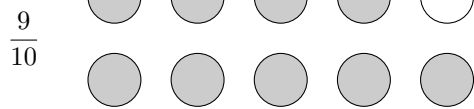
1.




2.




3.




4.



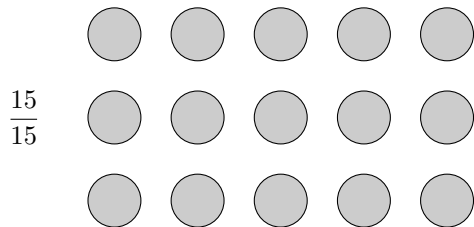
5.




6.



7.



8.



9.

